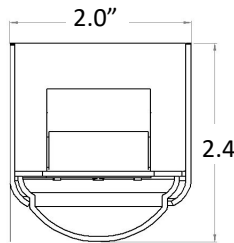


Nova 2 Hoop Direct

Type:	
Project:	
Rep:	
Order #:	



DIMENSIONS



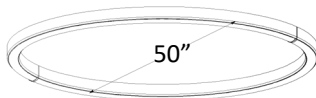
ORDERING LOGIC

NHOOPD	SIZE	LUMENS	SD	CCT	CRI
SERIES	SIZE	LUMENS	DISTRIBUTION	CCT	CRI
NHOOPD	4= 4FT 6= 6FT 8= 8FT	XX= Lumens	SD= SatinIce Diffuse	30K= 3000K 35K= 3500K 40K= 4000K 50K= 5000K	80= 80 90= 90 (R9 50 min)
FINISH	MOUNTING***		OPTIONS		
STANDARD	CABLES WITH CANOPY KITS		SENSORS		
PW= Powder Coat White	ACW10= Aircraft Cables w/Canopy, White cord, 10'		AWN-R-W= Lutron Athena Wireless Node (RF only)! - White Finish		
PB= Powder Coat Black	ACB10= Aircraft Cables w/Canopy, Black cord, 10'		AWN-R-B= Lutron Athena Wireless Node (RF only)! - Black Finish		
PS= Powder Coat Silver	APW10= Aircraft Cable to puck, White cord, 10'***		BATTERIES		
	APB10= Aircraft Cable to puck, Black cord, 10'***		#EMB10= 10W EM Battery		
PREMIUM	SURFACE				
RALxxxx= Powder Coat RAL xxxx	SM= Surface Mount				

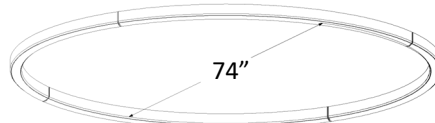
EXAMPLE: NHOOPD-6-5600-SD-35K-80-PB-ACB10

*** See mounting details on page 2.
! D4i driver standard with Sensor

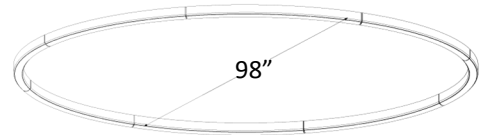
OVERALL DIMENSIONS



HOOPD-4
2-180° SEGMENTS



HOOPD-6



HOOPD-8

FEATURES

- 4', 6' and 8' diameter fixtures available
- Efficacy up to 120 lm/W
- Soft diffuse direct lighting
- Powder coat finishes available in white, black and silver
- Proprietary optical band provides seamless light the entire length of the lens
- Custom colors available upon request*
- Approved for dry and damp locations
- 0-10v dimming is standard
- Dim to 1% of output current
- Available in 120v or 277v



LUMENS


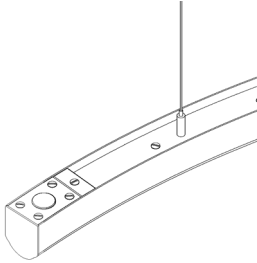
Lumens can be specified within the ranges shown below

PRODUCT	LOW RANGE	HIGH RANGE
NHOOPD-4	3,500lm	10,000lm
NHOOPD-6	5,500lm	19,000lm
NHOOPD-8	7,500lm	25,000lm



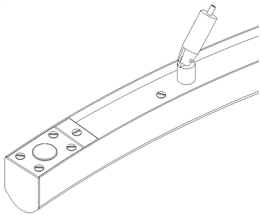
Type:	
Project:	
Rep:	
Order #:	

MOUNTING OPTIONS

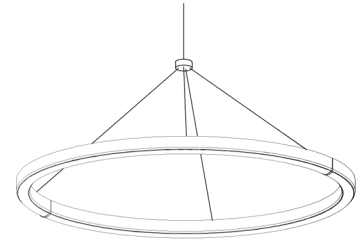
ACxxx



APxxx

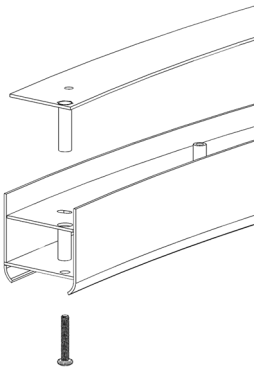


ACW05	=Aircraft Cables w/Canopy, White cord, 5'
ACW10	=Aircraft Cables w/Canopy, White cord, 10'
ACB05	=Aircraft Cables w/Canopy, Black cord, 5'
ACB10	=Aircraft Cables w/Canopy, Black cord, 10'
APW05	=Aircraft Cable to puck, White cord, 5' (4' Diam.)
APW10	=Aircraft Cable to puck, White cord, 10' (4' Diam.)
APB05	=Aircraft Cable to puck, Black cord, 5' (4' Diam.)
APB10	=Aircraft Cable to puck, Black cord, 10' (4' Diam.)
SM	=Surface Mount



Note: AP mounting is only available with the 4' Diameter Hoop. 6' and 8' diameter fixtures must use the SM or AC mounting available.

SM



4' Diameter fixture provided with (4) SM brackets

6' Diameter fixture provided with (4) SM brackets

8' Diameter fixture provided with (8) SM brackets

OPTICAL JOINER



Our proprietary joiner band snaps easily into place to provide a seamless optical connection between lenses.

Nova 2 Hoop Direct

Type:	
Project:	
Rep:	
Order #:	

SPECIFICATIONS

Housing

Constructed of #3003 0.060 fabricated aluminum formed into 2', 3' or 4' radii. The 4' diameter fixture is assembled in 2 pieces, the 6' diameter fixture is assembled in 4 pieces and the 8' diameter fixture is assembled in 8 pieces.

Color

Colors for the housing are available in a powder coated white, black and silver. Consult factory for custom colors.

Source

Four color temperature options (3000K, 3500K, 4000K and 5000K) — all within 3 MacAdam ellipses.

Lens

Lensing for the Nova 2 uses 0.060 formed, high efficiency, high diffused impact modified acrylic with a proprietary lens band to produce even light along the entire length of the fixture.

Certification

Intertek cETLus Listed. RoHS (Restriction of Hazardous Substances) and Made in USA.

Packaging

Sustainably manufactured outside cardboard box and biodegradable, protective poly-foam luminaire inserts.

Environment

Suitable for dry and damp locations.

Dimming Driver

Universal Lighting Technologies (ULT) Everline series of LED drivers allows tunable output currents to achieve infinite configurations of output. UL Class 2 recognized. 0-10v interface can be wired as Class 1 or Class 2 circuit. Included 2.5Kw ring and wave overcurrent protection, isolation of each individual output and a fully potted driver to protect from heat and vibration. Power factor <.93

Environment

Suitable for dry and damp locations.
Operating temp.: -40°C to +50°C
-40°F to +122°F

COMPANION PRODUCTS

Nova 2 Direct



Nova 2 Direct/Indirect



Nova 2 Curve Direct



Wireless Node



WARRANTY

5-year limited warranty. Complete warranty terms can be located at:

http://www.starteklightingamerica.com/images/pdf/warranty/Nova_2_Warranty.pdf

Note: Actual performance may differ as a result of installation environment and final application. All values are design or typical values, measured under laboratory conditions, at 25°C (77°F).