
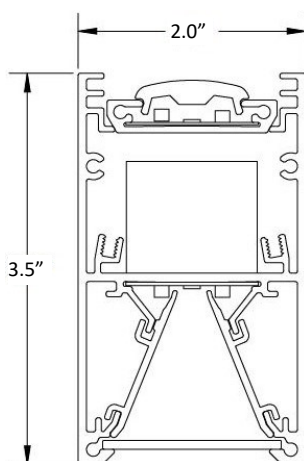


SLIM BEAM DIRECT/INDIRECT



DIMENSIONS



ORDERING LOGIC

WS-SLIMDI						
SERIES	LENGTH	DIRECT LUMENS PER FOOT	INDIRECT LUMENS PER FOOT	DIRECT DISTRIBUTION	INDIRECT DISTRIBUTION	CCT
WS-SLIMDI	xx= Run Length	350= 350 LPF 500= 500 LPF 750= 750 LPF 1000= 1000 LPF XXX= Custom LPF	350= 350 LPF 500= 500 LPF 750= 750 LPF 1000= 1000 LPF XXX= Custom LPF	SD= SatinIce Diffuse WD= Wide Diffuse	CL=Clear Lens BW=Batwing	30K= 3000K 35K= 3500K 40K= 4000K
CRI	FINISH	MOUNTING	VOLTAGE	ELECTRICAL	OPTIONS	
80= 80	STANDARD PW= Powder Coat White PB= Powder Coat Black	CABLES WITH CANOPY KITS ACW05= White Cord 5' ACW10= White Cord 10' ACB05= Black Cord 5' ACB10= Black Cord 10' CABLES WITH LOOPS ALW10= White Cord 10' ALB10= Black Cord 10'	U= 120-277	1C= Single Circuit	BATTERIES #EMB6= 6W EM Battery (Bodine BSL06T3)(# indicates quantity) #EMB10=10W EM Battery (Bodine BSL10T3)(# indicates quantity) Only available on individual units for 5 Day turnaround.	

EXAMPLE: WS-SLIMDI-40-750-500-WD-BW-35K-80-PW-ACW10-U-1C

Type:	
Project:	
REP/Agent:	
Order #:	



5 DAY TURNAROUND

FEATURES

- ★ Shipment up to 500' in 5 working days
- ★ Continuous lensing standard- runs up to 200'
- ★ Extruded aluminum single piece housing
- ★ Individual or continuous rows consisting of 2', 4', 6' and 8' fixtures
- ★ Linear runs with proprietary joiner design
- ★ Direct & Indirect light levels can be set to any combination at the factory
- ★ Efficacy up to 133lm/W
- ★ Soft diffuse direct lighting
- ★ Textured powder coat finishes available in white and black
- ★ Approved for dry and damp locations
- ★ 0-10v dimming is standard
- ★ Dim to 1% of output current is standard



Intertek



Declare.

LUMEN PACKAGES

Based on 3500K CCT. Other CCT available.

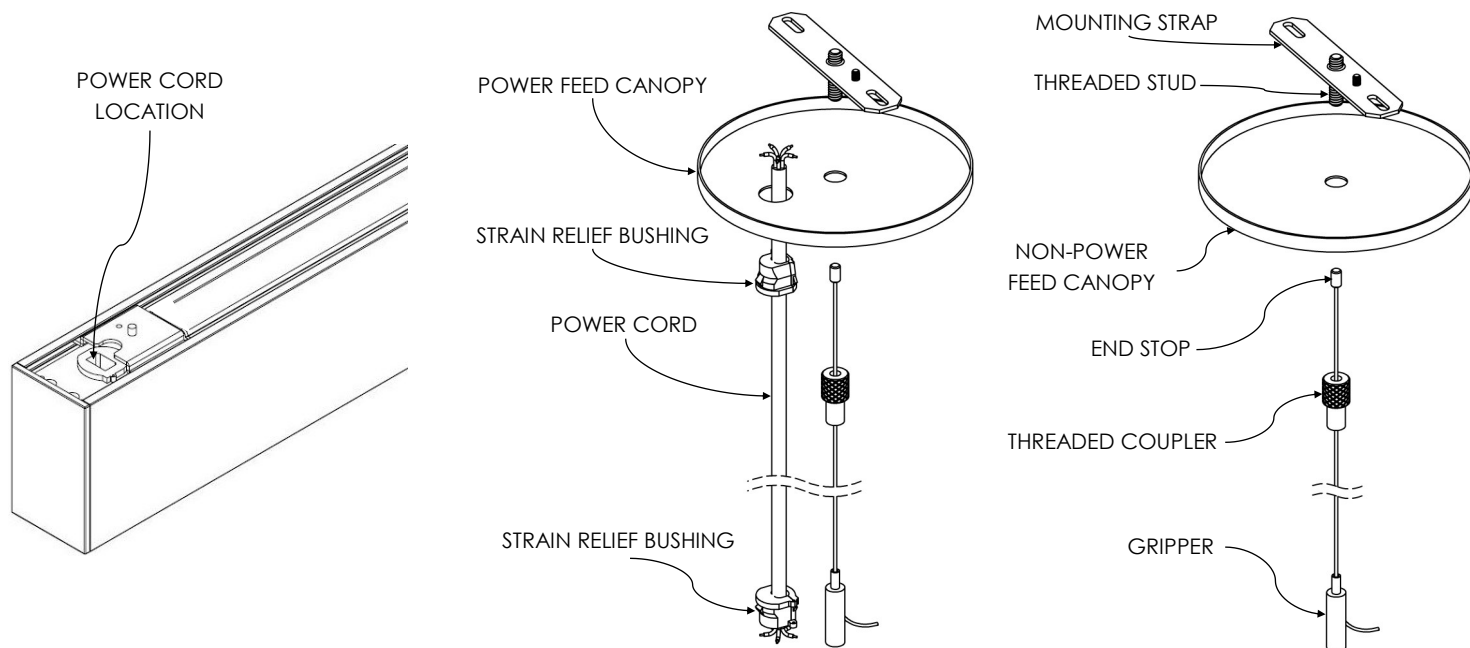
MODEL	LUMENS	INPUT WATTS	Lm/W
WS-SLIMDI-4-750-500-WD-BW-35K-80	5,000	43	116
WS-SLIMDI-8-750-500-WD-BW-35K-80	10,000	84	119

SLIM BEAM DIRECT/INDIRECT

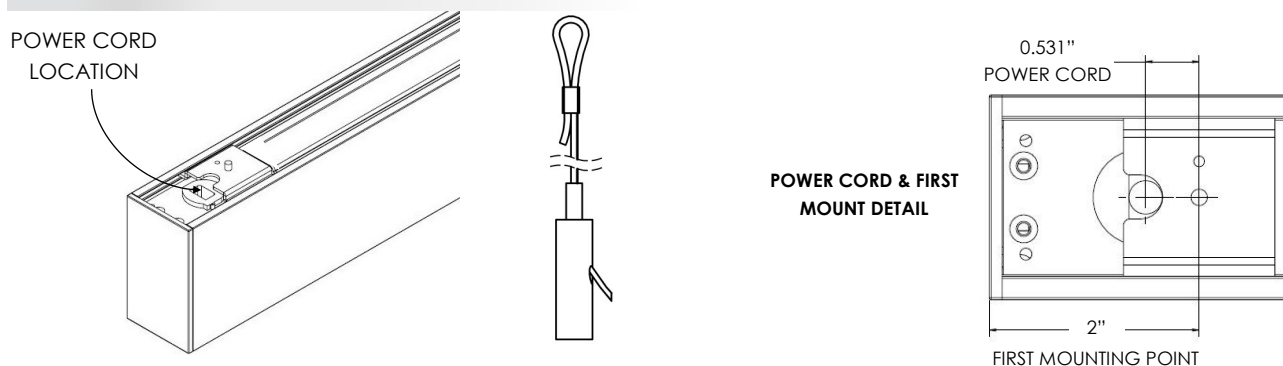
Type:	
Project:	
REP/Agent:	
Order #:	

MOUNTING OPTIONS

ACxxx (Aircraft Cable with Canopy) - Drywall, Solid, Tile (On-Grid), Tile (Off-Grid)



ALxxx (Aircraft Cable with Loops)



SPECIFICATIONS

Housing

Nominal 2.0" x 3.5" x .075" thick housing of continuous extruded 6063 T5 aluminum.

Color

Colors for the housing are available in a powder coated white and black.

Luminaire Length

2', 4', 6' & 8' lengths are available for a single stand-alone section. Using internal joiners, these sections can be joined to form longer runs.

End Caps

Injection molded flat end caps are mechanically attached with no exposed fasteners to enhance architectural aesthetic and prevent light leak.

Source

Lumen packages are available in three color temperature options (3000K, 3500K and 4000K) - all within 3 MacAdam ellipses.

Certification

Intertek cETLus Listed. RoHS (Restriction of Hazardous Substances) and Buy American Act compliant.

Lensing

0.080" thick impact resistant acrylic lensing.

Packaging

Sustainably manufactured outside cardboard box and biodegradable, protective poly-foam luminaire inserts.

Environment

Suitable for dry and damp locations.
Operating temp.: -40°C to +50°C
-40°F to +122°F

Dimming Driver (Integral Driver)

Constant current programmable LED driver. UL listed, class P, 0-10V, dim to 1% of output current. 2.5KV ring wave surge protection and >.90 power factor.

Warranty

http://www.starteklightingamerica.com/images/pdf/warranty/Beam_Series_Warranty.pdf